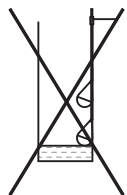
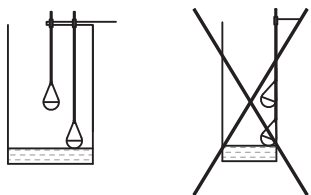


# Interruptor de nivel NIVOSTOP® PR2-H05

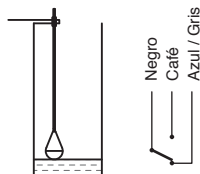
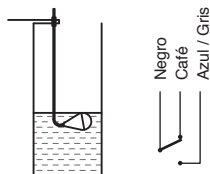
## Precauciones

- La instalación, el cableado eléctrico y la puesta en marcha deben estar conducidos por un técnico especialista.
- Conectar el cable respetando las características de alimentación especificadas.
- Desconectar de cualquier alimentación eléctrica para el mantenimiento y mientras se instala.
- El uso del interruptor de nivel debe respetar las instrucciones y recomendaciones listas mas adelante.

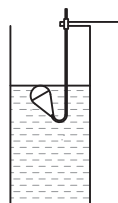
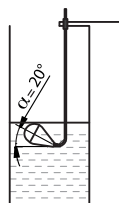
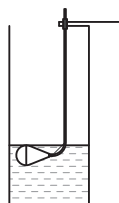
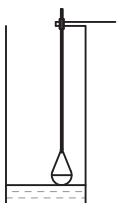
## Montaje



## Cableado



## Angulo de conmutación



## Características técnicas

Funcionamiento:	En cualquier dirección, suspendido por su cable
Presión:	2 bar, como máximo
Protección:	IP68
Flotador:	PP (Polipropileno), altura 180 mm / Ø 110 mm
Cable / Junta:	neoprén / EPDM
Temperatura:	-15...+50°C
Densidad del medio:	De 0.95 a 1.05
Angulo de conmutación:	20°
Interruptor:	Contactos revestidos con oro
Limites:	10 A (carga resistiva) / 8 A (carga motor) – 250 V AC
Cable:	H05 RNF 3 x 1mm <sup>2</sup> (Ø 7,7 mm)

**Conformidad:** Conforme a las directivas CE, Baja potencia: 2006/95/ CE  
Directivas de protección ambiental RoHS 2002/95/ CE  
Directivas de maquina 2006/42/CE  
CEM- directivas 2004/108/CE

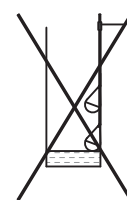


# Schwimmschalter NIVOSTOP® PR2-H05

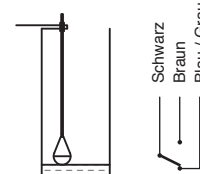
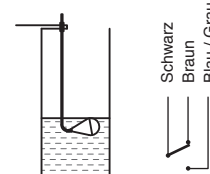
## Sicherheitshinweise

- Montage, Inbetriebnahme und Wartung dürfen nur von Fachpersonal durchgeführt werden!
- Gerät nur an die in den technischen Daten angegebene Versorgungsspannung anschließen!
- Bei Montage/Wartungsarbeiten Gerät spannungsfrei schalten!
- Gerät nur unter den in der Bedienungsanleitung definierten Bedingungen betreiben!

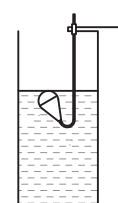
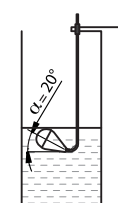
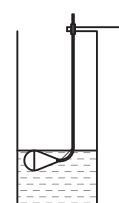
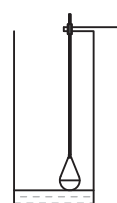
## Montage



## Verkabelung



## Schaltwinkel



## Technische Daten

Betriebsart:	Omnidirectional
Druck:	max. 2bar
Schutzart:	IP68
Gehäuse:	PP (Polypropylen), Höhe 180mm / Ø 110mm
Kabel / Dichtung:	Neopren / EPDM
Umgebungstemperatur:	-15...+50°C
Mediendichte:	0,95 - 1,05 kg/dm <sup>3</sup>
Schaltwinkel:	20°
Schaltelement:	Mikroschalter
Schaltenergie:	10A (resistive last) / 8A (motor last) – 250V AC
Kabel:	H05 RNF 3x 1mm <sup>2</sup> (Ø 7,7 mm)

**CE-Kennzeichen:** G-Niederspannungsrichtlinie 2006/95/EC  
Umweltschutz-Richtlinie 2002/95/EC  
Gerat-Richtlinie 2006/42/EC  
EMV-Richtlinie 2004/108/EC

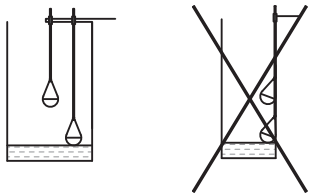


# Float Switch NIVOSTOP® PR2-H05

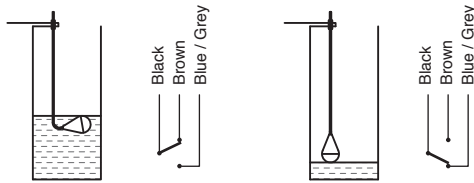
## Safety Precautions

- Assembly, initial start-up and maintenance may only be performed by trained technicians.
- The device may only be connected to the supply voltages specified in the technical features.
- Disconnect from all sources of voltage during assembly and maintenance work.
- The device may only be operated under the conditions specified in this operating instructions.

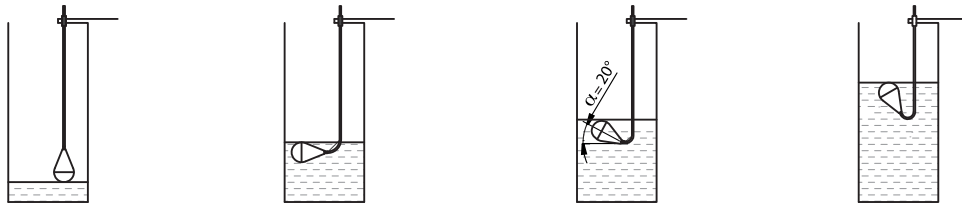
## Assembly



## Wiring



## Switching angle



## Technical features

Operating mode:	Omni directional
Pressure:	2 bar, as a maximum
Protection:	IP 68
Housing:	PP (Polypropylene), height 180 mm / Ø 110 mm
Cable / Seal:	Neoprene / EPDM
Temperature:	-15...+50 °C
S.G.:	0.95...1.05 kg/L
Switching angle:	20°
Switch:	Change-over contact
Switching limits:	10 A (resistive load) / 8 A (moteur load) – 250 V AC
Cable:	H05 RNF 3 x 1 mm <sup>2</sup> (Ø 7.7 mm)

**Declaration of conformity:** Low voltage directive 2006 /95 /EC  
RoHS Directive 2011 /65 /EC  
Machinery directive 2006/42/EC  
Electromagnetic Compatibility Directive 2004/108/EC

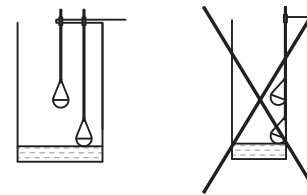


# Détecteur de niveau NIVOSTOP® PR2-H05

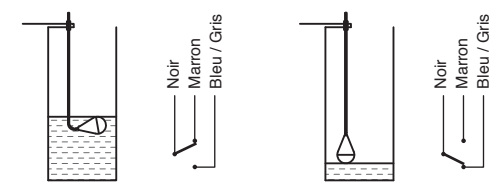
## Précautions

- L'installation, la mise en service et la maintenance doivent être effectuées par des personnels qualifiés.
- L'alimentation doit être conforme aux valeurs spécifiées dans les caractéristiques techniques.
- Déconnecter toutes les sources d'alimentations de l'appareil lors d'interventions ou tâches de maintenances.
- L'exploitation de l'appareil doit être conforme et strictement limitée aux applications, telles que mentionnées ci-dessous.

## Montage



## Raccordements électriques



## Angle de commutation



## Caractéristiques techniques

Fonctionnement :	Omnidirectionnel
Pression maxi admissible :	2 bar
Indice de protection :	IP68
Enveloppe :	PP (Polypropylène), hauteur 180 mm / Ø 110 mm
Câble / Joint :	Néoprène / EPDM
Température :	-15...+50 °C
Densité admissible :	0,95 à 1,05
Angle de commutation :	20°
Type de contact :	Micro rupteur inverseur
Pouvoir de coupure :	10 A (charge résistive) / 8 A (charge moteur) – 250 V AC
Câble :	H05 RNF 3 x 1 mm <sup>2</sup> (Ø 7,7 mm)

**Conformité :** Directive Basse tension 2006 /95 /CE  
Directive Protection environnementale RoHS 2011 /65 /CE  
Directive Machine 2006/42/CE  
Directive Compatibilité électromagnétique 2004/108/CE

