

HS Acid-Resistant Hanging Electrodes

with Glass-Carbon Electrodes for Conductive Level Control, 1 to 5 electrodes



Safety Precautions

- Installation, initial start-up and maintenance may only be performed by trained personnel! All applicable European and national regulations regarding installation of electrical equipment must be adhered to.
- The device may only be operated under the conditions specified in the operating instructions!

Function Description

Conductive limit value monitoring in electrically conductive, aggressive liquid media.
Only for connection to ES1S... electrode relay.

Note:

Conductive fill-level control devices are not suited for liquids which contain oil or grease, or which tend to form electrically insulating deposits on the electrodes.

Technical Data:

Process interface:

PVC, see type key

Sensor material:

Glass-carbon (chemically resistant to all liquid media)

Terminal housing:

PBT, fiber glass reinforced, IP 65 acc. EN 60 529

Cable:

Acid-resistant PVC cable
with PES jacket

Ambient temperature:

-20 to +60° C

Liquid medium operating temp.:

0 to +60° C depending upon chemical resistance of
PVC and PES

Max. operating pressure:

0.5 bar

Min. lengths, L1 ... L2:

0.2 m

Max. lengths, L1 ... L5:

25 m

Installation:

From above or from the side at angles of down to 45°

Cable length:

see Datasheet FG 4.10

Electrode relay **ES1S...**

see Datasheet FG 4.10

CE Mark:

In accordance with low-voltage directive
(73/23/EWG)

and EMC directives (89/336/EEC)

Electrical Connection (*)



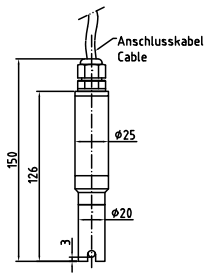
for example: 4-fold-electrode



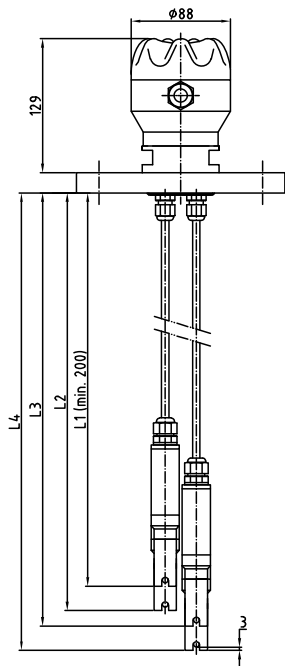
IER Meß- und Regeltechnik
Eberhard Henkel GmbH
Innstrasse 2
68199 Mannheim

Tel.+49 (0)621 84224-0 • Fax:+49 (0)621 84224-90
e-Mail: info@IER.de • Internet: www.IER.de

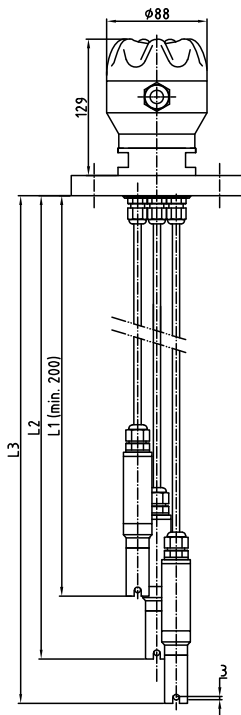
HS Acid-Resistant Hanging Electrodes



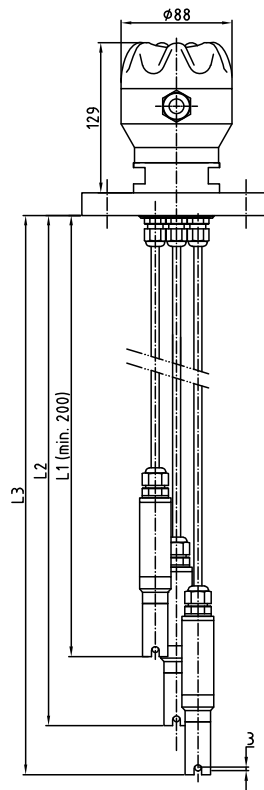
HS-X



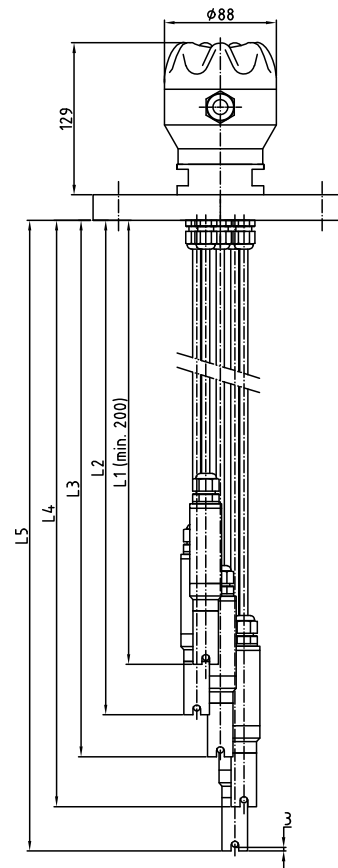
HS-ZF6



HS-DF6



HS-F



HD-FF8