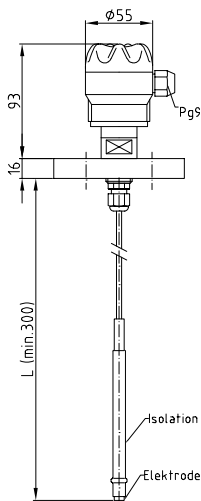
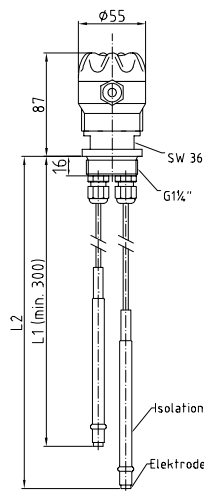


# Operating Instruction

## Acid-Resistant Hanging Electrodes HE... with Glass Carbon Electrodes



HE-AF2..



HE-Z..

### Safety Precautions

- Installation, initial start-up and maintenance may only be performed by trained personnel! All applicable European and national regulations regarding installation of electrical equipment must be adhered to.
- The device may only be operated under the conditions specified in the operating instructions!

### Function Description

Conductive limit value monitoring in electrically conductive, aggressive liquid media.  
Only for connection to ES1S... electrode relay.

#### Note:

Conductive fill-level control devices are not suited for liquids which contain oil or grease, or which tend to form electrically insulating deposits on the electrodes.

### Technical Data:

#### Process interface:

PVC

#### Sensor material:

Glass-carbon (chemically resistant to all liquid media)

#### Terminal housing:

PBT; IP 65 protection per EN 60 529

#### Cable:

Acid-resistant PVC cable with PES jacket

#### Ambient and storage temperatures:

-20 to +60° C

#### Liquid medium operating temp.:

0 to +60° C depending upon chemical resistance of PVC and PES

#### Max. operating pressure:

0.5 bar

#### Min. lengths, L1 ... L2:

0.2 m

#### Max. lengths, L1 ... L5:

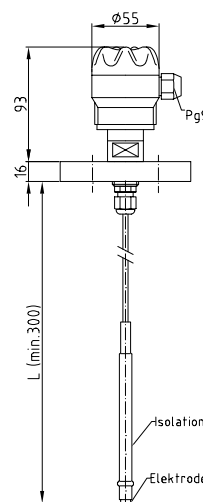
25 m

#### Installation:

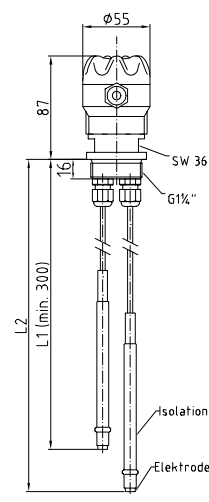
From above, never install horizontally

#### Cable length:

see Operating Instruction of Electrode Relay ES1S...



HE-AF2..



HE-Z..

### Connection Diagram:



for example: 3 - electrodes



IER Meß- und Regeltechnik  
Eberhard Henkel GmbH  
Innstrasse 2  
68199 Mannheim

Tel.+49 (0)621 84224-0 • Fax:+49 (0)621 84224-90  
e-Mail: info@IER.de • Internet: www.IER.de