

FLOAT SWITCH NIVOSTOP SS2



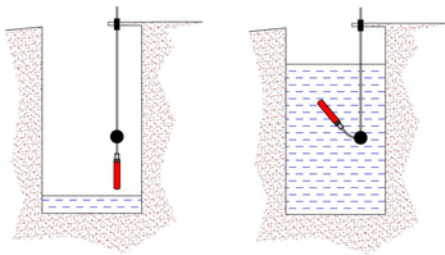
SAFETY INSTRUCTIONS

- Installation, commissioning and maintenance may only be carried out by qualified personnel
- Only connect the unit to the voltage specified in the technical data or on the type plate
- Do not open the cable gland
- Disconnect the unit from the power supply during installation and maintenance works
- Only operate the unit under the conditions defined in the operating instructions



During installation, maintenance, slowly lower the NIVOSTOP by the cable into the container, do not throw it. Otherwise the cable and the seal could be damaged.

DESCRIPTION



The NIVOSTOP SS2 is a float switch for level control in tanks and catch basins. The cigar-shaped version is designed for introduction in a tank through a small hole of Ø 30 mm.

The NIVOSTOP SS2 is suspended to its cable without liquid; End-user provides a fixed point for float to tilt when liquid level is rising. This may require a rigid stem with a cable tie, or, a counterweight fitted on the cable.

The float follows the level (around the fixed point).

The built-in contact switches at approx. 5...15° below or above the fixed point.

The real switching point depends on the length of the cable between the fixed point and the float sleeve and on the speed at which the level changes.

TECHNICAL FEATURES

Switching voltage 4 V ... 250 V AC; 4 ... 30 V DC

Note:

For voltages >50 V, or the container or the liquid must be earthed or the float switch must be operated with safety extra-low voltage.

Current 1 mA ... 3 A

Caution

The float switch is designed for use with 1 mA ... 3 A loop at 4 ... 250 V; However, the switch may only be used in the same conditions and circuit during its entire period of use.

BAMO INTERNATIONAL

22, Rue de la Voie des Bans · Z.I. de la gare · 95100 ARGENTEUIL

Tel +33 (0)1 30 25 83 20 Web www.bamo.eu

Fax +33 (0)1 34 10 16 05 E-mail export@bamo.fr

FLOAT SWITCH
NIVOSTOP SS2

10-02-2022

M-520.01-EN-AB

LEV

520-01 /1

TECHNICAL FEATURES (continuation)

Switch type	Microswitch (gold contacts), changeover contact, potential-free
Temperature range	+1 ... +60 °C
Immersion depth	max. 5 m
Operating pressure	0.5 bar
Materials	
Float and hexagonal seal connection	Polyethylene (PE-HD)
Protection	IP68
Cable	TPK; PVC; PVC lubricating oil resistant; TPK-PES acid-resistant sheathed
Cable type	3x 0.5 mm ²
Chemical resistance of the cables	
TPK (Type ...W)	Water, solutions with low concentration of alkalis or acids
PES (Type ...WA)	Acid-resistant (On request: compatibility with your chemical)
PVC (Type ...WH)	Lubricating oil resistant
Seal material	
TPK-PES cable	TPR
PVC cable (lubricating oil resistant)	NBR
Liquid density	
TPK-PES cable	$\rho \geq 1 \text{ kg/dm}^3$
PVC cable (Lubricating oil resistant)	$\rho \geq 0.9 \text{ kg/dm}^3$

Note:

When used in media that we have not tested or media of unknown composition, we assume no liability for the cable resistance.

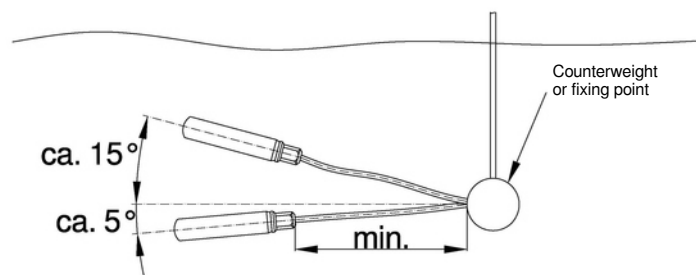
EC Conformity: The instrument meets the legal requirements of the current European Directives

INSTALLATION AND SWITCHING ANGLE

The cable is fixed to a point (axis for rotation). The float follows the liquid level; The built-in contact switches at about 5 ... 15° below or above the fixed point.

Note

The real switching point depends on the length of the cable between the fixed point and the float sleeve and on the speed at which the level changes.

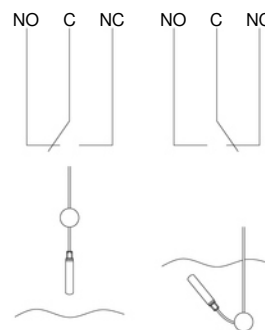


Warning

Minimum distance to fixed point: PVC cable = 100 mm
Other cable types = 80 mm

ELECTRICAL CONNECTIONS

Cable type	Contact		
	NO	Common	NC
W	brown	black	blue
WA	brown	black	blue
WH	brown	black	blue



BAMO INTERNATIONAL

22, Rue de la Voie des Bans · Z.I. de la gare · 95100 ARGENTEUIL

Tel +33 (0)1 30 25 83 20 Web www.bamo.eu

Fax +33 (0)1 34 10 16 05 E-mail export@bamo.fr

**FLOAT SWITCH
NIVOSTOP SS2**

10-02-2022

M-520.01-EN-AB

LEV

520-01 /2